

## Talk Data to Me:

Who, What, When, Where, Why & How

AJ Rolle, MPH

Data Analyst

Health Research & Educational Trust



# Learning Objectives

1. Understand the importance of data submission and monitoring
2. Know how program progress will be measured
3. Be aware of how to support data collection and incorporation of measures and training into your facility and staff processes

# Why is Data Crucial to the Project?

Project's data elements will help you:

- Track adoption of clinical interventions and cultural interventions
- Measure progress of CAUTI reduction
- Identify successes and barriers of teams' progress
- Keep you on course to achieve BOTH project goals

# Goals

## Primary

- Reduce CAUTIs
- Improve Safety Culture
- Develop and adapt evidence-based CAUTI elimination and safety practices and resources for LTCFs

## Secondary

- Support expanded infection prevention efforts for *C. diff*, UTIs, MDROs, by providing education to:
  - Promote catheter stewardship
  - Improve hand and environmental hygiene practices
  - Promote antibiotic stewardship
  - Reduce re-hospitalizations

# What Data is Collected

- Cultural Measures
  - Registration Information
  - Facility Demographics
  - Nursing Home Survey on Patient Safety Culture (i.e. safety culture survey)
- Outcome Measures
  - Daily/weekly clinical outcomes
- Process Measures
  - Skills Questionnaire
  - Training activity tracking and evaluations
  - Team Communication Guide



Registration, Facility Demographics & Culture Surveys

# **CULTURAL MEASURES**

# Registration & Facility Demographics

## WHAT

### **Data Elements:**

- Nursing Home and Staff Member Demographics
- Clinical Procedures (catheter care, maintenance and removal)
- Current data collection, measurement and monitoring efforts
- Current resident safety and quality improvement practices
- Infection Control/Prevention policies and procedures

# Registration & Facility Demographics

## WHY & WHO

### WHY

- Identifies facility team leadership to communicate with
- Gives HRET and Organizational Lead an understanding of each facility and how we can best help you
- Baseline information on infection control practices

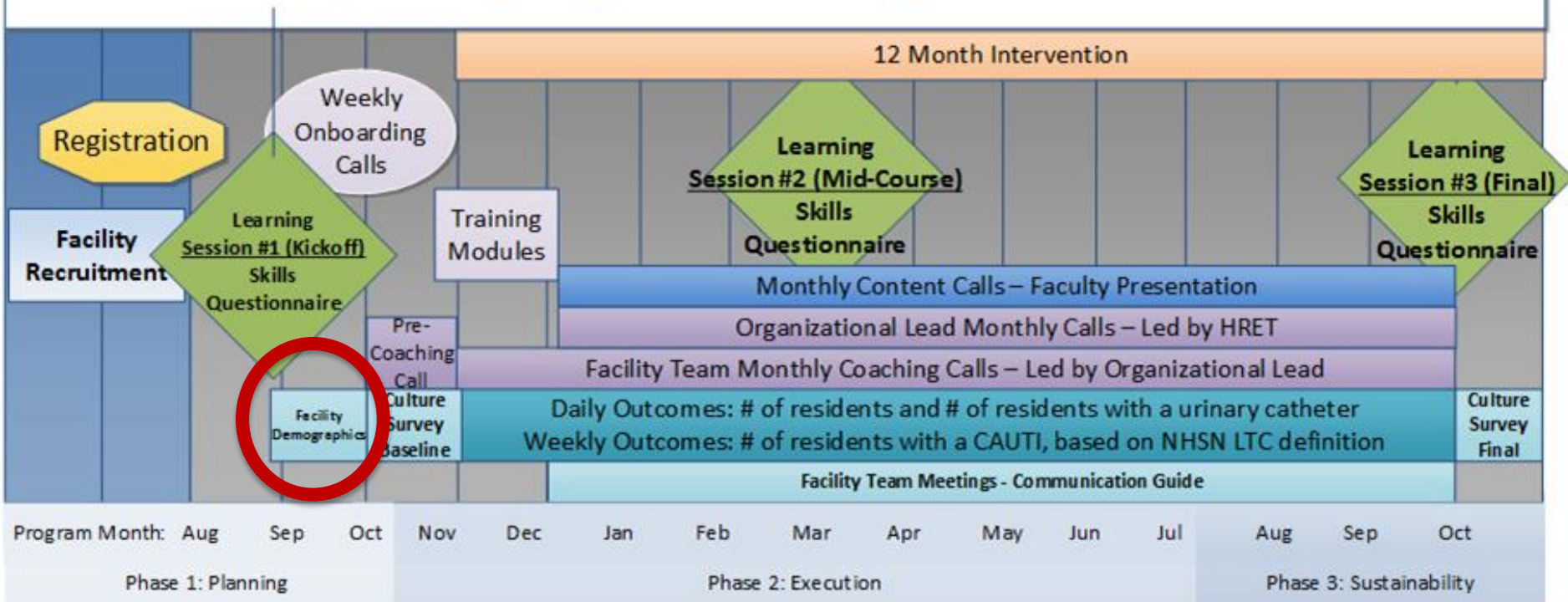
### WHO

- Facility team lead registers the LTCF
- Facility team lead responsible for completing the Facility Demographics



# Facility Demographics WHEN

## AHRQ Safety Program for Long-Term Care: CAUTI



# Facility Demographics

## WHERE

### **AHRQ Safety Program for Long-Term Care: CAUTI Facility Demographics**

Before beginning the questionnaire, please take a moment to read the following clarifications.

1. This questionnaire covers topics that pertain to both clinical knowledge and infection control. Therefore, it is best to have a staff member with knowledge of both areas on hand to complete this questionnaire.
2. Shared data WILL NOT include identifiers. All facility and individual data are confidential
3. This is not the Nursing Home Survey on Patient Safety Culture (i.e. Culture Survey)

---

This questionnaire contains 31 questions.

**Note:** You can save your answers and finish the questionnaire at a later time. Be sure to save your answers by clicking "**Save & Continue**" at the bottom of each page.

Click here([Facility Demographics](#)) to see all questions for later online entry.

Questions with an \* must be completed

**Start Questionnaire**

Questions? Please contact [Neel Pathak](#)

# Facility Demographics

## HOW

### Demographics

Page 1 of 5

#### Your Information

Your First Name: Kelly

Your Last Name: Faulkner

Your Email Address: kfaulkner@aha.org

#### Facility Information



**\* 1. Please select the state where your facility is located:**

Florida

**\* 2. Select your facility from the options below:**

If your facility is not listed, please select "Other/Not Listed" then enter the name of your facility when prompted.

WOODLANDS CARE CENTER OF ALACHUA COUNTY

**\* 3. Facility Contact Information**

\* Street Address: 155 N. Wacker Dr.

\* City: chicago

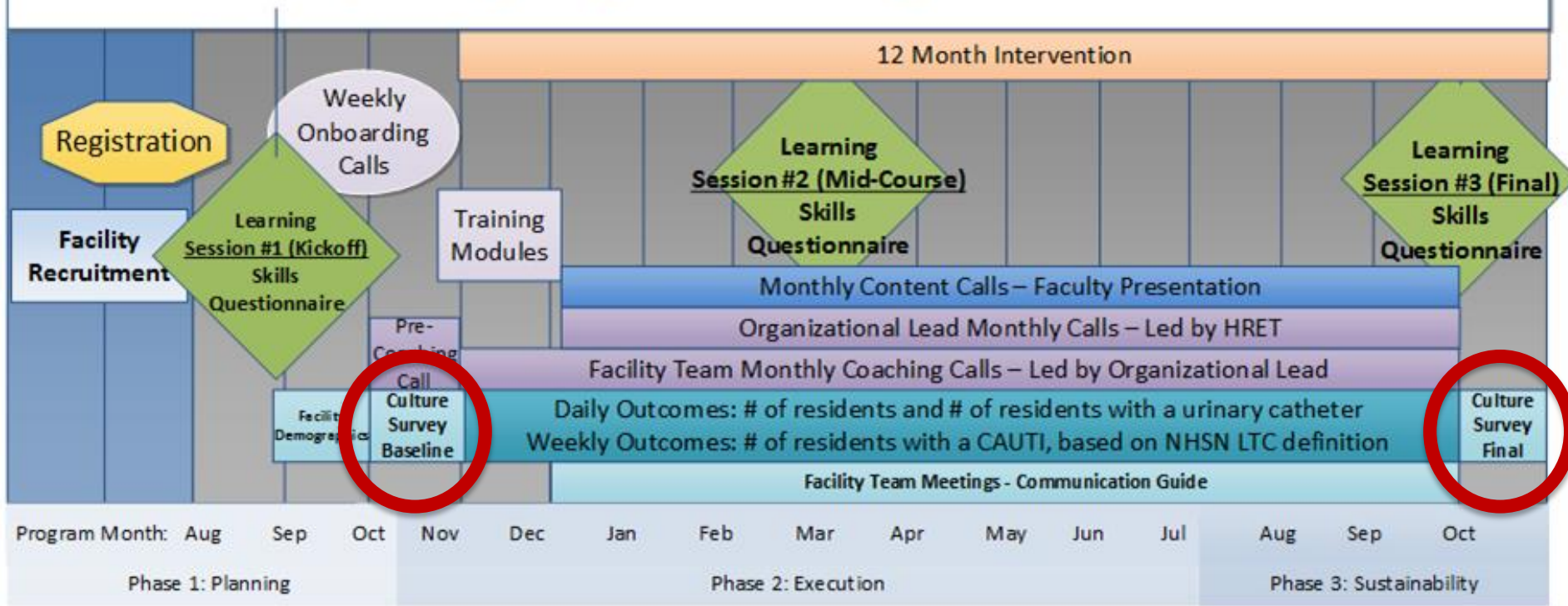
\* Zip Code: 60606

\* Phone Number: 312-422-2628



# Culture Survey WHEN

## AHRQ Safety Program for Long-Term Care: CAUTI



# Culture Survey

## WHERE, HOW & TRAINING

**Culture Survey Being Administered by the Center for Patient Safety for Missouri participants**

**Contact: Alex Christgen at [achristgen@mocps.org](mailto:achristgen@mocps.org)**



Daily + Weekly Clinical Outcomes

# OUTCOME MEASURES

# Outcome Measures

## WHO & WHAT

Identify a data coordinator and back-up data collector who:

- Participates in *Onboarding Webinar #2: Understanding CAUTI Definitions*, Tuesday, September 30, 11:00-11:45am CST in order to:
  - Understand the National Healthcare Safety Network (NHSN) criteria
  - Resolve “questionable CAUTI” issues before entering the data
    - Project expert support available
- Participates in *Onboarding Webinar #3: Data Collection Training*, Tuesday, October 7, 11:00-11:45am CST
- Collects the following outcome measures
  - Daily # residents
  - Daily # residents with an indwelling catheter
  - # residents with a CAUTI (per NHSN definition) as they occur
  - Monthly # of urine cultures ordered
- Enters the data [at a minimum] monthly

# Outcome Measures

## WHY, WHERE & HOW

### WHY

- To reduce CAUTI

### WHERE

- HRET Comprehensive Data System (CDS)
- National Healthcare Safety Network (NHSN)

### HOW

- Manual entry directly into CDS or data may be captured onto a paper form or excel file to enter into CDS (monthly)
- HRET transfers data from NHSN to CDS

*NOTE: Facilities must confer rights to allow this*



# Comprehensive Data System (CDS)

<https://www.hretcds.org/>



## HRET Comprehensive Data System

Questions? Email [HRET Data Support](mailto:HRET Data Support)

Welcome, please log in.

LoginID:

Password:

Login

This web site enables organizations participating in Health Research & Educational Trust (HRET) projects to securely submit project data.

The CDS has been developed for the following browsers:  
Internet Explorer, Version 8.0, 9.0 or 10.0  
FireFox 11, version 11.0 or higher

[Forgot your password?](#)

v. 3.7.0, Build 1

# Comprehensive Data System (CDS)



Welcome AJ Rolle [User Profile](#) [Logout](#)

## HRET Comprehensive Data System

Questions? Email [HRET Data Support](#)

**Data Entry** Admin Reports Resources

Reporting Entity Select Project Select **Measure Select**

Measure Select

### Rainbow Valley Nursing Home - Project: CAUTI in Long Term Care Cohort 1

Below are the measures available with this project. Click the "Enter Data" button to enter data. For additional details, click the Information icon next to the measure.

Measure (click the i button for measure specifications)		Monitoring Period	Baseline Status	Monitoring Status	
Daily Catheter Utilization Rate per 100 Residents: CUSP-CAUTI-LTC-1 Outcome (Recommended)		5/1/2014 - 4/30/2015 (Daily)	N/A	In Progress	<input type="button" value="Enter Data"/>
Weekly number of CAUTIs: CUSP-CAUTI-LTC-2 Outcome (Recommended)		5/4/2014 - 5/3/2015 (Weekly)	N/A	In Progress	<input type="button" value="Enter Data"/>
DO NOT ENTER DATA - CALCULATED CAUTI rate (per 10,000 resident days): CUSP-CAUTI-LTC-3 Outcome (Recommended)		5/4/2014 - 5/3/2015 (Weekly)	N/A	In Progress	<input type="button" value="Enter Data"/>
DO NOT ENTER DATA - CALCULATED CAUTI rate (per 1,000 catheter days): CUSP-CAUTI-LTC-4 Outcome (Recommended)		5/4/2014 - 5/3/2015 (Weekly)	N/A	In Progress	<input type="button" value="Enter Data"/>



# Comprehensive Data System (CDS)



Welcome AJ Rolle [User Profile](#) [Logout](#)

## HRET Comprehensive Data System

Questions? Email [HRET Data Support](#)

**Data Entry** Admin Reports Resources

[Reporting Entity Select](#) [Project Select](#) [Measure Select](#) **➤ Measure Data Entry**

Measure Data Entry

**Rainbow Valley Nursing Home - Project: CAUTI in Long Term Care Cohort 1**  
**Measure: Weekly number of CAUTIs: CUSP-CAUTI-LTC-2 - Outcome (Recommended)**

Select "Go" to enter data for the periods available.

Measurement Start	Measurement End	Submit Date	Status	Data Entry
1/1/2014	1/7/2014	7/15/2014	Submitted	<a href="#">Go</a>
1/8/2014	1/14/2014	7/15/2014	Submitted	<a href="#">Go</a>
1/15/2014	1/21/2014	7/15/2014	Submitted	<a href="#">Go</a>
1/22/2014	1/28/2014		No Data	<a href="#">Go</a>
1/29/2014	2/4/2014		No Data	<a href="#">Go</a>
2/5/2014	2/11/2014		No Data	<a href="#">Go</a>
2/12/2014	2/18/2014		No Data	<a href="#">Go</a>
2/19/2014	2/25/2014		No Data	<a href="#">Go</a>
2/26/2014	3/4/2014		No Data	<a href="#">Go</a>
3/5/2014	3/11/2014		No Data	<a href="#">Go</a>
3/12/2014	3/18/2014		No Data	<a href="#">Go</a>
3/19/2014	3/25/2014		No Data	<a href="#">Go</a>



Skills Questionnaire, Training Evaluations & Team Communication Guide

# PROCESS MEASURES

# Process Measures

## WHY

To understand if we're changing our daily work activities related to catheters in a way that reduces the risk of infection (clinical) and makes resident care safer (cultural).

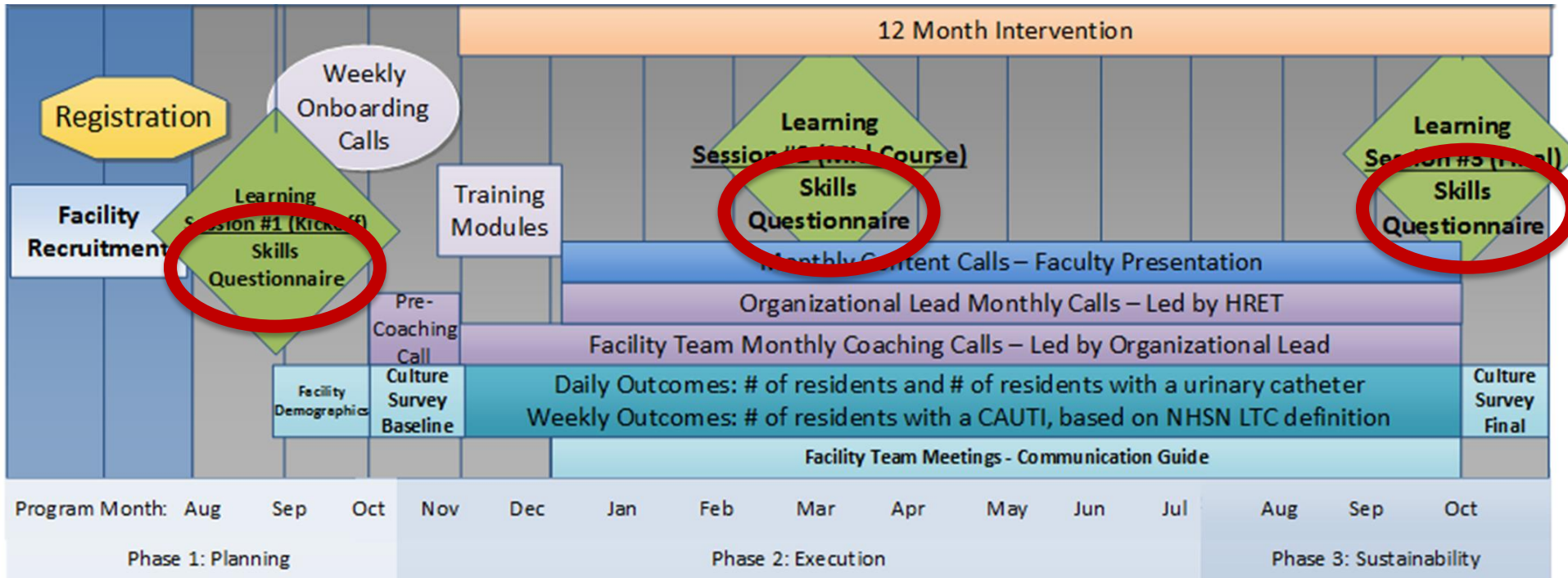
# Process Measures

## WHAT

- Skills Questionnaire
  - Monitor the effectiveness of the educational components provided throughout the program
- Training Activity Tracking & Evaluation
  - % staff who participate in training activities
  - Webinar evaluation at the conclusion of each webinar
- Team Communication Guide
  - Facilitate discussion during team meetings
    - Assess strengths and identify opportunities for improvement in overcoming barriers to CAUTI prevention

# Skills Questionnaire

## WHO, WHEN, WHERE & HOW



**WHO:** At least 10 staff members: 5 licensed, 5 unlicensed

**WHEN:** Before every learning session (3)

**WHERE:** Web-based survey link sent out by respective Org Lead

**HOW:** Each staff member completes online survey **before** each learning session

# Training Activity Tracking & Evaluation

## WHO, WHEN, WHERE & HOW

### WHO

- Staff participating in in-person trainings and webinars

### WHEN

- During webinars
- At the conclusion of every event

### WHERE

- Webex tracks registrants and attendees
- Polling during webinars
- Web-based survey link for evaluation provided immediately after each event

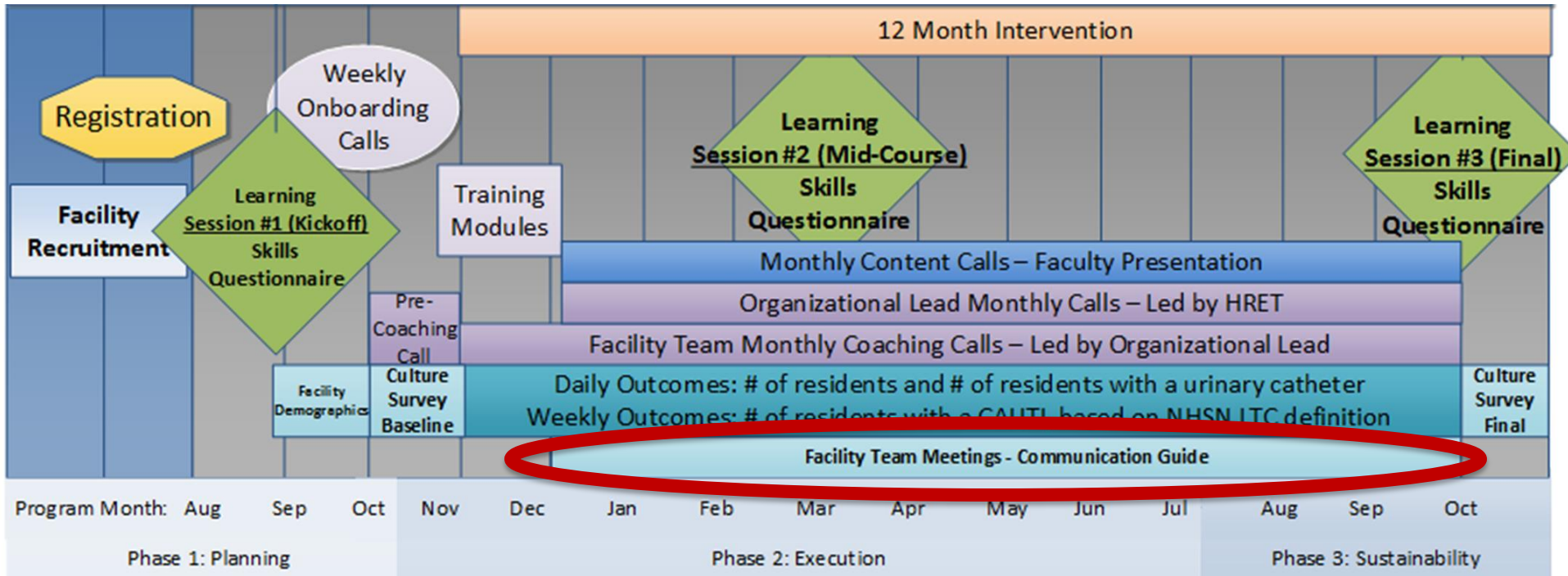
### HOW

- Enter evaluations online
- Org Leads to complete Excel<sup>©</sup> Participation Tracker



# Team Communication Guide

## WHO, WHEN, WHERE & HOW



**WHO:** Any member of the project team

**WHEN:** Use guide monthly during team meetings

Quarterly data entry (e.g. Dec '14, March '15, June, Sept)

**WHERE:** Excel tracker and (CDS) [In Development]

**HOW:** Complete the excel tracker and enter responses in CDS



# TAKE HOME MESSAGES

# Review: Project Data Measures

- Cultural Measures
  - Facility Demographics
  - Safety culture survey
- Outcome Data
  - Daily: # residents, # residents with catheter
  - Weekly: # residents with CAUTIs
- Process Data
  - Skills Questionnaire
  - Facility training participation/evaluation
  - Team Communication Guide

# How is the data valuable to your LTCF?

- Monitor achievements being made
- Identify potential opportunities for improvement
- Enhance the understanding of program status and makes it possible to evaluate and modify project efforts

# Best Practices

- Identify staff responsible for all key aspects of project roles with at least 1 back-up per role
  - Designate a point person to record and submit data
- Integrate skills training into policies or practice
- Regularly review data reports
- Have team regularly participate in all onboarding, training module and content webinars

*Onboarding Webinar #1: Building a Team*

Tuesday, September 23, 2:30-3:15pm CST

*Onboarding Webinar #2: Understanding CAUTI Definitions*

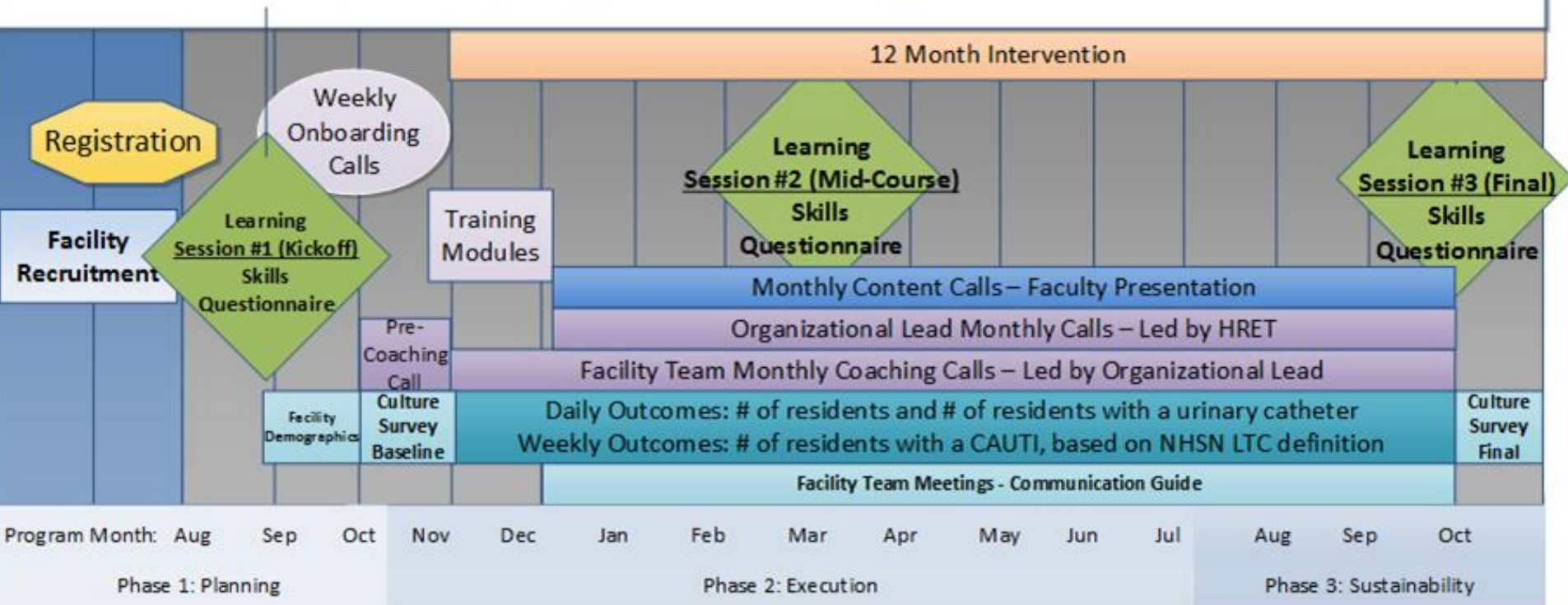
Tuesday, September 30, 11:00-11:45am CST

*Onboarding Webinar #3: Data Collection Training*

Tuesday, October 7, 11:00-11:45am CST

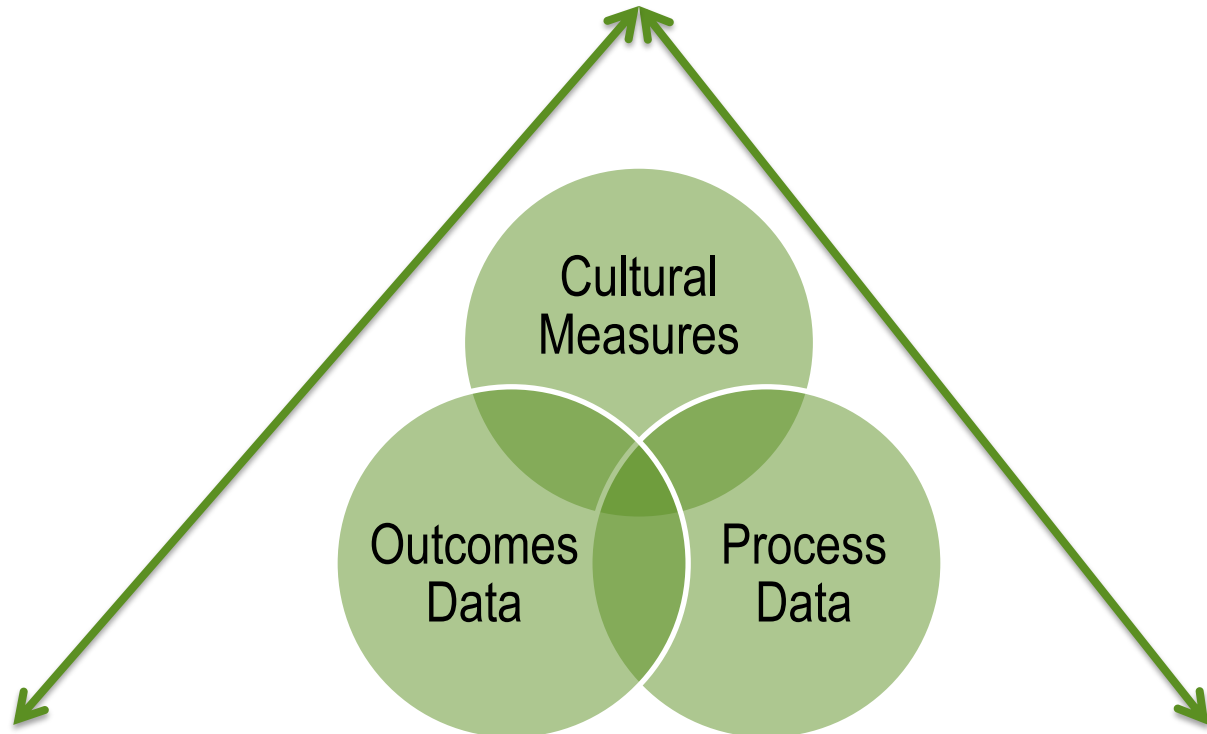
# Activity & Data Collection Schedule

## AHRQ Safety Program for Long-Term Care: CAUTI



# Resident Safety is a TEAM SPORT!

National Project Team (NPT)



Organizational Leads

Facility Teams

**RESULT:** Improved infection prevention skills & safe resident care to reduce CAUTIs.